



Sajja Srikanth

A.C.A (ICAI)

AUDITOR'S REPORT

To,

The Members of,

M/s. Parameswara Educational Academy

Unit : Rajeev Gandhi Memorial College of Engineering and Technology

Nandyal.

I have audited the attached Balance sheet of "Rajeev Gandhi Memorial College of Engineering and Technology", Nandyal as at 31st March 2021 and also Income & Expenditure Account of the Society for the year ended on that date annexed thereto and report that :

- a) I have obtained all that information and explanation which to the best of my Knowledge and belief were necessary for the purpose of our audit.
- b) In my opinion, proper books of accounts as required by law have been kept by the institution so far it appears from my examination of the above.
- c) That Balance sheet is in agreement with the books of account.
- d) In my opinion and to best of my information and according to the explanation given to me, the said accounts together with the notes thereon, in the manner so required and also give a true fair view:

1. In the case of the Balance sheet, of the state of affairs of the Society as 31st March 2021

AND


2. In the case of the Income & Expenditure of the Institution for the year ending 31.03.2021.

Place : Nandyal

Date: 15/02/2022



For SAJJA & CO.
CHARTERED ACCOUNTANTS


(S SRIKANTH)
Proprietor

RGM COLLEGE OF ENGINEERING AND TECHNOLOGY:: NANDYAL
FINANCIAL YEAR 2020-21

INCOME AND EXPENDITURE STATEMENT FOR THE YEAR ENDING 31/03/2021

	EXPENDITURE	AMOUNT in Rs		INCOME	AMOUNT in Rs
	Revenue Expenditure				
To	Admission Exp	2,20,000	By	Accommodation, Elect., & Water Charges	4,73,96,858
To	Advertisement	19,08,727	By	Bank Building Rent	4,12,500
To	Affiliation Fees	2,94,250	By	Buses Transport Fee	67,76,000
To	AFRC FEES	2,10,000	By	Fee Collection	25,20,66,673
To	Alumni Meet	3,93,909	By	Other Income	2,00,95,625
To	APSCHE Fee	4,03,699	By	Interest Received	91,35,463
To	Association Fees	69,100	By	IRG and Other Receipts	6,79,642
To	Auditor Fees	90,000	By	Income from Departments Consultancy	3,36,580
To	Bank Charges	1,27,969		Other Receipts	
To	Boarding & Lodging Exp.A/c	2,00,406	By	Alumni Fund Contribution	4,01,000
To	Building Repairs & Maintenance	6,31,090	By	R&D Project Grants Received	39,03,886
To	Buses Repairs & Maint.	9,42,714			
To	Cleaning Material & Maintenance	71,893			
To	Conferences	3,89,622			
To	Consultancy Charges	16,42,700			
To	Consumables	3,73,038			
To	Departmental Expenses	67,237			
To	Diesel & Oil (College Vehicles)	14,51,172			
To	Diesel & Oils (Student Buses)	51,80,948			
To	Electrical Maintenance A/c	2,52,778			
To	Electricity Charges	39,46,661			
To	Examination Exp	61,62,561			
To	Examination Expenses	1,31,201			
To	Freeships to Students	7,25,000			
To	Functions & Celebration	2,66,367			
To	Garden Maintenance	3,91,274			
To	General Insurance	7,34,675			
To	Generator Maintenance	1,58,626			
To	Inspection Expenses	44,460			
To	Institutional Membership Fees	3,39,339			
To	Insurances and Taxes	10,86,939			
To	Interest Paid	1,98,18,065			
To	Internal Audit Fee A/c	8,10,000			
To	Internet Charges	14,91,084			
To	Labs Maintenance	2,28,721			
To	Library Maintenance	24,750			
To	Magazine & Journals	8,88,102			
To	Meeting Expenses	11,24,700			
To	Membership Fees	2,00,000			
To	Merit Student Scholarships	1,25,000			
To	Miscellaneous Exp.,	26,876			
To	Networking	5,66,062			




	EXPENDITURE	AMOUNT in Rs		INCOME	AMOUNT in Rs
To	News Papers and Periodicals	59,710			
To	Office Maintenance	36,624			
To	Online Classes	9,06,603			
To	Painting and Whitewashing	2,17,958			
To	Panchayathi Taxes	2,32,364			
To	Play Ground Maintenance	27,113			
To	Postage and Courier	25,561			
To	Printing and Stationery	11,34,468			
To	Provident Fund	19,42,001			
To	Registration Fee JNTU	5,98,500			
To	Repairs & Maintenance	72,265			
To	Research & Development Exp.	21,46,761			
To	Salaries A/c	23,36,32,439			
To	Sanitary & Water Lines Maintenance	4,67,588			
To	Seminars & Symposiums and Workshops	6,45,700			
To	Software Renewal & Licenses	11,01,546			
To	Staff & Students Incentives	50,000			
To	Tea, SNACKS, Food Exp. & Etc..	2,64,382			
To	Telephone Charges	1,49,280			
To	Tollget Charges	3,52,242			
To	Training Programmes (FDP)	1,83,769			
To	Training Programmes (Students)	34,80,519			
To	Transport Charges	1,15,312			
To	Travelling Expenses	6,49,854			
To	UCS Fee Paid to JNTU	22,51,800			
To	Uploading, Filing & Certification Charges	8,000			
To	Vehicle Maintenance	5,49,336			
To	Xerox Charges	46,083			
	Capital Expenditure				
To	Air Conditioner	3,72,800			
To	Building	98,62,524			
To	College Buses	10,35,000			
To	Solar Equipment	9,65,157			
To	Computers	1,22,05,886			
To	Electrical Fitting	4,70,402			
To	Furniture	16,18,410			
To	Electrical Equipment	7,58,962			
To	Fire Safety Equipment	1,10,500			
To	Lab Equipment	19,89,445			
To	Seed Money for Departments	1,29,840			
To	Library Books	95,179			
To	Office Machinery	7,32,115			
To	Refrigerators	4,15,600			
To	SURPLUS	48,82,914			
	TOTAL	34,12,04,227		TOTAL	34,12,04,227



For SAJJA & CO
CHARTERED ACCOUNTANTS

(S. SRIKANTH)
Proprietor

Page 2 of 2



Dr. T. JAYACHANDRA PRASAD
M.E, Ph.D.,
PRINCIPAL
R G M College of Engg. & Tech.,
(Autonomous)
NANDYAL-518 501, Nandyal (Dt), A.P.


RGM COLLEGE OF ENGINEERING AND TECHNOLOGY:: NANDYAL.
FINANCIAL YEAR 2020-21
BALANCE SHEET AS ON 31.03.2021

LIABILITIES	Amount In Rs	ASSETS	Amount In Rs
Members Contribution	1,29,35,000	FIXED ASSETS	20,63,93,131
Reserves and Surplus	12,48,54,901	Deposits	20,55,61,804
Secured Bank Loans	17,43,63,157	Loans and Advances	28,41,67,743
Sundry Creditors for Loans	9,09,39,145	<u>CURRENT ASSETS</u>	
Outstanding Liabilities and Provisions	16,83,07,314	Fees Receivable	11,64,15,371
Outstanding Expences	14,86,59,415	Income Tax	1,24,54,256
Sundry Creditors for Suppliers	5,12,42,449	Cash at Bank	2,74,32,449
Dcposits and Advances	5,55,10,135	Cash in Hand	5,24,652
Research and Development Fund	2,42,39,890		
Alumni Fund	18,98,000		
TOTAL	85,29,49,406	TOTAL	85,29,49,406



For SAJJA & CO
CHARTERED ACCOUNTANTS


(S. SRIKANTH)
Proprietor


Dr. T. JAYACHANDRA PRASAD
M.E., Ph.D.
PRINCIPAL
R G M College of Engg. & Tech.,
(Autonomous)
NANDYAL-518 501, Nandyal (Dist), A.P.

RGM COLLEGE OF ENGINEERING AND TECHNOLOGY

DEPRECIATION SCHEDULE AS ON 31.03.2021

S.NO.	NAME OF ASSETS	W.D.V.AS ON 01.04.2020	ADDITIONS / (DELETIONS)		TOTAL	Depr., %	Depr. for the Year Ending 31.03.2021	W.D.V.AS ON 31.03.2021
			Before 30.09.2020	After 30.09.2020				
1	Land	12,19,424			12,19,424	0%	-	12,19,424
2	Air Conditioner	27,54,935	-	3,72,800	31,27,735	15%	4,41,200	26,86,535
3	Building	11,14,45,600	42,58,636	56,03,888	12,13,08,124	10%	1,18,50,618	10,94,57,506
4	College Buses	1,26,17,777		10,35,000	1,36,52,777	15%	19,70,292	1,16,82,485
5	Solar Equipment	25,59,951		9,65,157	35,35,108	40%	12,21,012	23,14,096
6	Computers	52,23,473		1,22,83,486	1,75,06,959	40%	45,46,086	1,29,60,873
7	Digital Class Rooms	1,54,254			1,64,254	40%	65,702	98,552
8	Software	4,12,461			4,12,461	40%	1,64,984	2,47,477
9	Electrical Fitting	81,34,639	25,503	4,44,899	86,55,041	10%	8,43,259	78,11,782
10	Furniture	1,63,30,746	6,900	16,11,510	1,79,49,156	10%	17,14,340	1,62,34,816
11	Electrical Equipment	14,44,111	18,172	7,40,790	22,03,073	15%	2,74,902	19,28,171
12	Fire Safety Equipment	6,91,453	1,00,000	10,500	8,01,953	15%	1,19,505	6,82,448
13	Fountains	4,772			4,772	15%	716	4,056
14	Generator	1,05,698			1,05,698	15%	15,855	89,843
15	Lab Equipment	3,19,95,395	16,67,502	3,43,343	3,40,06,240	15%	50,75,185	2,89,31,055
16	Library Books	15,16,867	67,283	27,896	16,12,046	15%	2,39,715	13,72,331
17	Office Machinery	29,52,713	1,09,558	5,53,397	37,15,568	15%	5,08,345	32,07,323
18	Refrigerators	98,714		4,15,600	5,14,314	15%	45,977	4,68,337
19	Steel Centering Material	10,83,588			10,83,588	15%	1,62,538	9,21,050
20	Tele-Exchange	20,862			20,862	15%	3,129	17,733
21	Television	1,457			1,457	15%	219	1,238
22	Transformer	77,277			77,277	15%	11,592	65,685
23	Water Cooler	2,89,175			2,89,175	15%	43,376	2,45,799
24	Books & Learning Resources	1,35,031			1,35,031	15%	20,255	1,14,776
25	Zim Equipment	3,92,063			3,92,063	15%	58,809	3,33,254
26	Ambulance	1,99,047			1,99,047	15%	29,857	1,69,190
27	Battery Car	3,34,156			3,34,156	15%	50,123	2,84,033
28	College Cars	7,72,906			7,72,906	15%	1,15,936	6,56,970
29	Innova Crysta	15,45,427			15,45,427	15%	2,31,814	13,13,613
30	TATA ACE	29,412			29,412	15%	4,412	25,000
31	Force Trump (Vehicle)	1,33,440			1,33,440	15%	20,016	1,13,424
32	Winger	2,46,948			2,46,948	15%	37,042	2,09,906
33	Tractor	6,16,882			6,16,882	15%	92,532	5,24,350
Total		20,56,10,654	62,53,554	2,45,08,266	23,63,72,474		2,99,79,343	20,63,93,131



SRIKANTH SAJJU & CO
 CHARTERED ACCOUNTANTS
 Member Ship No.
233156
 * Chartered Accountant *


(S. SRIKANTH)
 Proprietor



